

SBAC STUDENT PRACTICE TEST



CAASPP WEBSITE: <http://www.caaspp.org/practice-and-training/index.html>

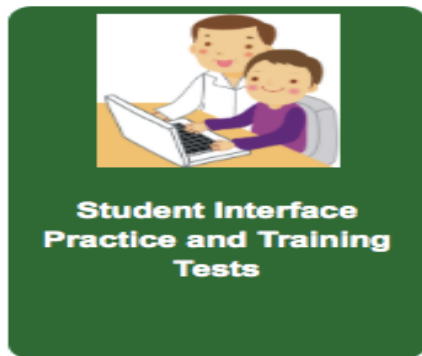
HOW TO LOGIN TO SBAC PRACTICE TESTS?

1. TYPE THE CAASPP WEB ADDRESS ABOVE

1

2. SELECT THIS BUTTON

2



If you are a student, select this button to access the Practice and Training Tests for the online tests.

Home > Online Practice and Training Tests Portal

Online Practice and Training Tests Portal

To access the online Practice and Training Tests, please select a button below.

- Test Administrator and Test Examiner Practice and Training Site**
If you are a test administrator or test examiner, select this button to access the online Practice and Training Site for test administrators and test examiners.
- Test Administrator and Test Examiner Resources for Practice and Training Tests**
If you are a test administrator or test examiner, select this button to access resources for the online Practice and Training Tests.
- Student Interface Practice and Training Tests**
If you are a student, select this button to access the Practice and Training Tests for the online tests.



3

Please Sign In

Guest User

SSID:

First Name:

Guest Session

Session ID: - -

- For Students:**
1. Uncheck the Guest User and Guest Session checkboxes.
 2. Enter your first name into the First Name box.
 3. Enter your SSID into the SSID box.
 4. Enter the Session ID that your TA gave you.
 5. Click [Sign In].

Guest Users:
To log in to the Practice and Training Tests, simply select [Sign In], then navigate through the login screens.

To login in to Practice and Training Tests, simply select [Sign In}, then navigate through the login screens.

Is This You?
Please review the following information.

SSID: GUEST
First Name: GUEST
Grade:
School: GUEST School
State: GUEST State

Next Step:
If the information is correct, choose Yes. If not, choose No.

4

Select grade level and press YES








5

Your Tests

Select the test you need to take.

Smarter Balanced Practice Tests

 Start Grade 7 ELA Practice Test This is opportunity 1 of 99	 Start Grade 7 ELA Performance Task This is opportunity 1 of 99
 Start Grade 7 Math Practice Test This is opportunity 1 of 99	 Start NEW Grade 7 Math Performance Task This is opportunity 1 of 99
 Start Grade 7 Math Performance Task This is opportunity 1 of 99	

Smarter Balanced Training Tests

 Start Grades 6-8 ELA Training Test This is opportunity 1 of 99	 Start Grades 6-8 Math Training Test This is opportunity 1 of 99
--	---

Select any Smarter Balance Practice Test from this screen.



Choose Settings:

Review the following test settings. You can change the options, if necessary.

Grade 7 Math Practice Test

Expandable Items:

Permissive Mode:

Presentation:

American Sign Language:

Color Contrast:

Expandable Passages:

Highlighter:

Masking:

Mark for Review:

Streamline (Includes zoom levels greater than 3X in the student interface):

Strikethrough:

Text-to-Speech:

Translations (Glossaries):

Student Comments:

Zoom:

G7 Math Practice Test - Segment 2

Desmos Calculator:

Next Step:
To test with these settings, choose **Select**. To select a different test, choose **Go Back**.

Choose Settings:

Please the following test settings. You can change the options, if necessary.



Next Step: Press Start



Is This Your Test?

Review the following test settings.

Session ID: GUEST_SESSION

Grade 7 Math Practice Test

Expandable Items: Expandable Items Off

Permissive Mode: Permissive Mode Disabled

Presentation: English

American Sign Language: Off

Color Contrast: Black on White (default)

Expandable Passages: Expandable Passages On

Highlighter: On

Masking: FALSE

Mark for Review: On

Streamline (Includes zoom levels greater than 3X in the student interface): Off

Strikethrough: On

Text-to-Speech: None

Translations (Glossaries): English Glossary

Student Comments: Notepad

Zoom: No default zoom applied

G7 Math Practice Test - Segment 2

Desmos Calculator: Scientific

Next Step:
If the test name and settings are correct, choose **Yes**. If not, choose **No**.

Is This Your Test?

Review the following test settings.



Next Step: Press **Yes** to begin the practice test.

